



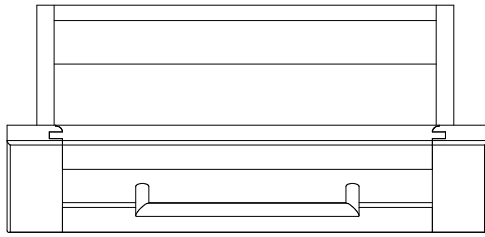
Drawer Front Specifications

(Only top drawer fronts shown)

For Premier and Royale Collections

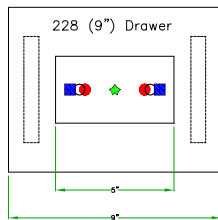
Estate, Fireside, Heirloom, Monterey, Nottingham, Tuscany and Ulverston

Drawer side locations are shown with dashed lines and drawers that are offset. Drill center must be 3mm from each edge of drawer side. The 5-piece center panel width shown below is correct for the Door-Drawer Styles of Edgewood, Old Town, Shaker, Ridgefield and Villa. To get the width of the raised part for Door-Drawer Style of Fairfax, subtract 5/8" from panel width; for Prestige and Lawton subtract 1 5/8" from panel width.



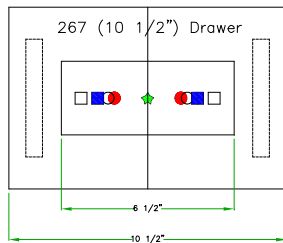
LEGEND

- ★ Drilling for single Knob
- Drilling for 2 1/2" centers (64mm) Hardware style H or N
- Drilling for 3" centers (76mm)
- Drilling for 3 3/4" centers (96mm)
- Drilling for 5 1/16" centers (128mm)
- ▲ Drilling for 6 5/16" centers (160mm)
- △ Drilling for 7 9/16" centers (192mm)



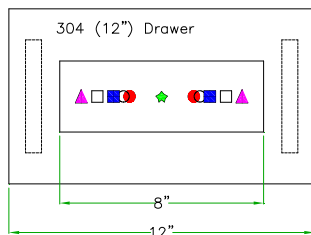
Used on these basic models and some other models.

A2/A11518/21-	D2/D61518/21L/R
B2/BD15BL/BR	D2/D6428/21E
B2/BD4218/21E	D2/D648BFE
B2/BD4818/21F	J2/J4218/21E
B2/BD48BFE	J2/J648BFE
C1/CV1518/21-	TE1510/12L/R
C2/CD1518/-	TF1510/12L/R



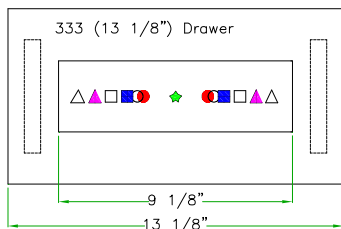
Used on these basic models and some other models.

A2/AD1218/21N	J2/J64818/21E
B2/BD3018/21L/R	J2/J66018/21M
B2/BD4818E	
B2/BD4818/21N	
B2/BD4818/21Q	
B2/BD5418/21M	
B2/BD6018/21M	
D2/D64821E	
D2/D66018/21M	



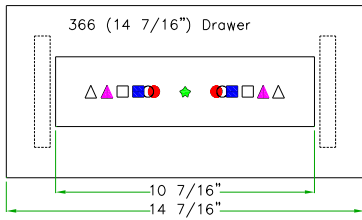
Used on these basic models and some other models.

A1/A21818/21-	B2/BD5418/21L/R	G51815/183
A1/A21818/21L/R	B2/BD54BFE	FT1815/183
B1/BV1818/21L/R	B2/BD6018/21F	J2/J65418/21E
B1/BV5418/21-	B2/BD60BFE	J2/J654BFE
B1/BV54BF-	D2/D61818/21L/R	J2/J660BFE
B2/BD15BL/BR	D2/D65418/21E	JT1815/183
B2 /BD3618/21K/M	D2/D654BFE	L21818/21L/R
B2/BD4218/21L/R	D2/D660BFE	TE1810/12L/R
B2/BD5418/21E	DT1815/183	TF1810/12L/R
B2BD5418/21F	G51815/18-	

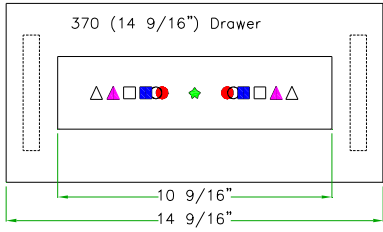


Used on these basic models and some other models.

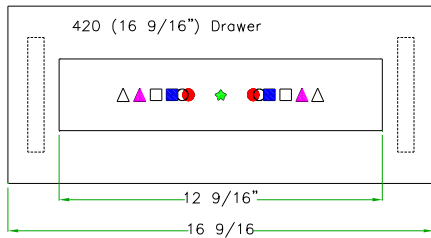
A11518/21N	J2/J66018/21E
A21818/21N	
B16018/21-	
B2/BD6018/21E	
B2/BD6018/21L/R	
B2/BD6018/21Q	
D1601821-	
D2/D6601821E	



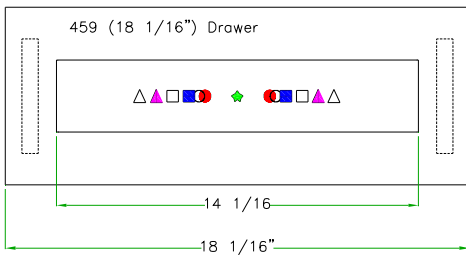
Used on these basic models and some other models.
 A21518/21N
 D2'518/21N



Used on these basic models and some other models.
 A12118/21L/R
 A22118/21L/R
 B118BL/BR-
 B13618/21L/R
 B13618/21L/R
 B218BL/BR-
 D22118/21L/R



Used on these basic models and some other models.
 A1/AV1818/21N
 A2/AD1818/21N



Used on these basic models and some other models.

A11818/21N	F12418/21-	L72418/21-
A2/AD1818/21N	F32418/21--	LD2418/21L/R
A2/AD2418/21L/R	FT2415/183	R32418/21-
C2/DC2418/21L/R	G32418/21-	TE2410/12L/R
D22418/21L/R	G32418/21-	TF2410/12L/R
DR2418/211	G32418/21Q	
DR2418/213	JT2415/183	
DT2415/183	L22418/21L/R	