



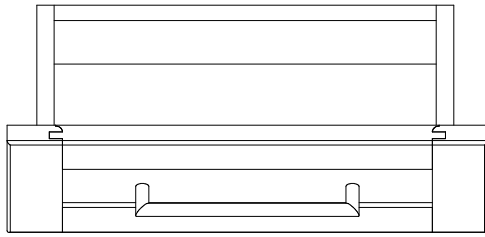
Drawer Front Specifications

(Only top drawer fronts shown)

For Premier and Royale Collections

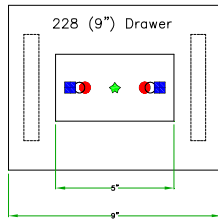
Estate, Fireside, Heirloom, Monterey, Nottingham, Tuscany and Ulverston

Drawer side locations are shown with dashed lines and drawers that are offset. Drill center must be 3mm from each edge of drawer side. The 5-piece center panel width shown below is correct for the Door-Drawer Styles of Edgewood, Old Town, Shaker, Ridgefield and Villa. To get the width of the raised part for Door-Drawer Style of Fairfax, subtract 5/8" from panel width; for Prestige and Lawton subtract 1 5/8" from panel width.



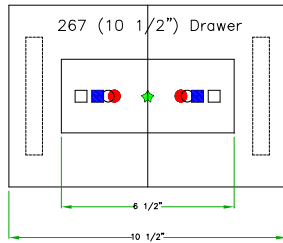
LEGEND

- ★ Drilling for single Knob
- Drilling for 2 1/2" centers (64mm) Hardware style H or N
- Drilling for 3" centers (76mm)
- Drilling for 3 3/4" centers (96mm)
- Drilling for 5 1/16" centers (128mm)
- ▲ Drilling for 6 5/16" centers (160mm)
- △ Drilling for 7 9/16" centers (192mm)



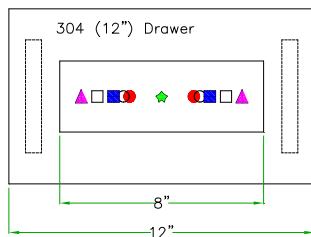
Used on these basic models and some other models.

- | | |
|---------------|-----------------|
| A2/A11518/21- | D2/D61518/21L/R |
| B2/BD15BL/BR | D2/D6428/21E |
| B2/BD4218/21E | D2/D648BFE |
| B2/BD4818/21F | J2/J4218/21E |
| B2/BD48BFE | J2/J648BFE |
| C1/CV1518/21- | TE1510/12L/R |
| C2/CD1518/- | TF1510/12L/R |



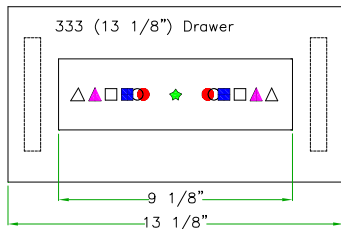
Used on these basic models and some other models.

- | | |
|-----------------|---------------|
| A2/AD1218/21N | J2/J64818/21E |
| B2/BD3018/21L/R | J2/J66018/21M |
| B2/BD4818E | |
| B2/BD4818/21N | |
| B2/BD4818/21Q | |
| B2/BD5418/21M | |
| B2/BD6018/21M | |
| D2/D64821E | |
| D2/D66018/21M | |



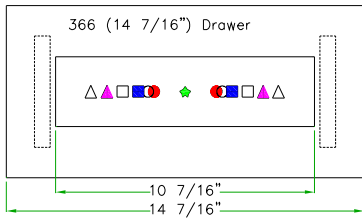
Used on these basic models and some other models.

- | | | |
|------------------|-----------------|---------------|
| A1/A21818/21- | B2/BD5418/21L/R | G51815/183 |
| A1/A21818/21L/R | B2/BD54BFE | FT1815/183 |
| B1/BV1818/21L/R | B2/BD6018/21F | J2/J65418/21E |
| B1/BV5418/21- | B2/BD60BFE | J2/J654BFE |
| B1/BV54BF- | D2/D61818/21L/R | J2/J660BFE |
| B2/BD15BL/BR | D2/D65418/21E | JT1815/183 |
| B2 /BD3618/21K/M | D2/D654BFE | L21818/21L/R |
| B2/BD4218/21L/R | D2/D660BFE | TE1810/12L/R |
| B2/BD5418/21E | DT1815/183 | TF1810/12L/R |
| B2BD5418/21F | G51815/18- | |

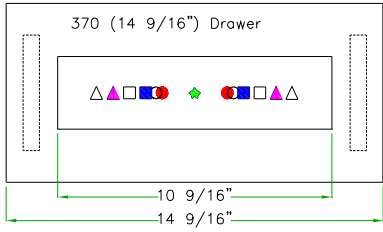


Used on these basic models and some other models.

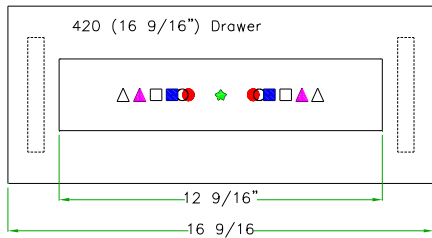
- | | |
|-----------------|---------------|
| A11518/21N | J2/J66018/21E |
| A21818/21N | |
| B16018/21- | |
| B2/BD6018/21E | |
| B2/BD6018/21L/R | |
| B2/BD6018/21Q | |
| D1601821- | |
| D2/D6601821E | |



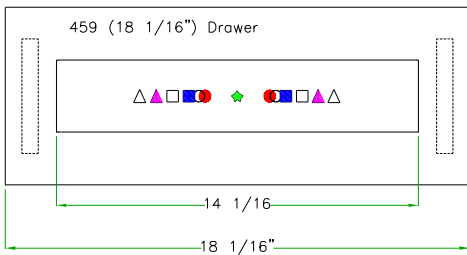
Used on these basic models and some other models.
 A21518/21N
 D2'518/21N



Used on these basic models and some other models.
 A12118/21L/R
 A22118/21L/R
 B118BL/BR-
 B13618/21L/R
 B13618/21L/R
 B218BL/BR-
 D22118/21L/R



Used on these basic models and some other models.
 A1/AV1818/21N
 A2/AD1818/21N



Used on these basic models and some other models.

A11818/21N	F12418/21-	L72418/21-
A2/AD1818/21N	F32418/21--	LD2418/21L/R
A2/AD2418/21L/R	FT2415/183	R32418/21-
C2/DC2418/21L/R	G32418/21-	TE2410/12L/R
D22418/21L/R	G32418/21-	TF2410/12L/R
DR2418/211	G32418/21Q	
DR2418/213	JT2415/183	
DT2415/183	L22418/21L/R	