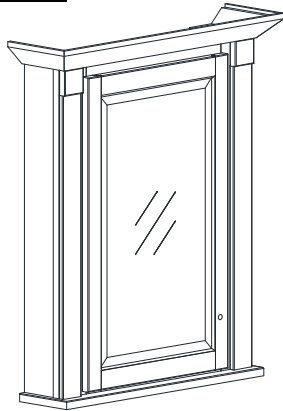


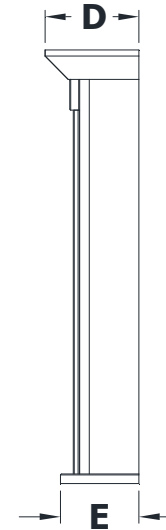
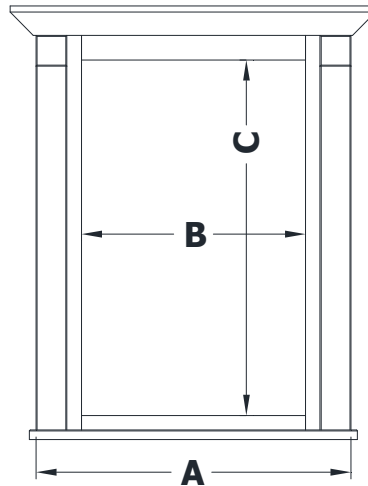


MIRRORED CABINET SPECIFICATIONS

Premier Molding Overlay Collections Estate, Fireside, Heirloom, and Nottingham



3D drawing shows Hinge left. For hinge right, replace the "L" in position 7 of the model number with a "R".



Cabinet height is 33 1/8", Cabinet Depth is 4 1/2".

Monterey medicine cabinets are 32 3/4" and have no sill.

Sill adds 1" to cabinet width, Crown adds 2 3/4" to the width.

All dimensions are shown in inches rounded up or down to the nearest 1/8".

| Model | A | B | C | D | E |
|----------------|-----|---------|---------|----|----|
| BM24PML | 24" | 17 1/8" | 27 1/4" | 6" | 6" |
| BM30PML | 30" | 23" | 27 1/4" | 6" | 6" |